


TÉCNICO DE APOYO EN LA ESCUELA - RES. 1170/13. 1699/13 DIURNO /INSTRUCTOR ESCUELA AGROPECUARIA JORNADA SIMPLE


ID	ENERO 2022	ANT0	ANT10	ANT15	ANT30	ANT40	ANT50	ANT60	ANT70	ANT80	ANT100	ANT110	ANT120	ANT130	ANT140	ANT150
	DSP/CONCEPTO															
1	SUELDO BASICO	7.582,11	7.582,11	7.582,11	7.582,11	7.582,11	7.582,11	7.582,11	7.582,11	7.582,11	7.582,11	7.582,11	7.582,11	7.582,11	7.582,11	7.582,11
4	ESTADO DOCENTE	21.047,89	23.152,68	24.205,08	27.362,26	29.467,05	31.571,84	33.676,63	35.781,42	37.886,21	42.095,79	44.200,58	46.305,37	48.410,16	50.514,95	52.619,74
5	COMPLEMENTO REMUNERATIVO	7.061,65	7.256,37	7.259,64	7.137,55	7.124,19	7.064,80	7.005,42	6.946,02	6.886,60	6.701,86	6.403,80	6.290,88	6.513,72	6.711,48	6.897,51
7	CONECTIVIDAD PROV.	700,00	700,00	700,00	700,00	700,00	700,00	700,00	700,00	700,00	700,00	700,00	700,00	700,00	700,00	700,00
9	COMPL.SUELDO MIN.	9.703,91	8.617,88	8.177,35	6.855,79	5.974,76	5.093,71	4.212,67	3.331,63	2.450,59	688,51	0,00	0,00	0,00	0,00	0,00
10	ANTIGUEDAD	0,00	758,21	1.137,32	2.274,63	3.032,84	3.791,06	4.549,27	5.307,48	6.065,69	7.582,11	8.340,32	9.098,53	9.856,74	10.614,95	11.373,17
16	ADICIONAL FORMACION PERMANENTE	7.640,31	7.773,31	7.906,32	8.039,33	8.172,34	8.305,35	8.438,35	8.571,36	8.704,37	8.837,38	8.970,39	9.103,39	9.236,40	9.369,41	9.502,42
27	ZONA	3.032,84	3.336,12	3.487,77	3.942,70	4.245,98	4.549,26	4.852,55	5.155,83	5.459,12	6.065,68	6.368,97	6.672,25	6.975,54	7.278,82	7.582,11
42	COMPLEMENTO SALARIO DOCENTE	10.118,18	10.118,18	10.118,18	10.118,18	10.118,18	10.118,18	10.118,18	10.118,18	10.118,18	10.118,18	10.118,18	10.118,18	10.118,18	10.118,18	10.118,18
50	AP.JUB.ORDINARIO	-1.944,43	-2.082,61	-2.141,35	-2.303,07	-2.418,36	-2.528,60	-2.638,83	-2.749,06	-2.859,29	-3.072,49	-3.156,47	-3.250,81	-3.402,09	-3.540,61	-3.677,84
51	REGIMEN ESPECIAL PARA DOCENTES	-353,53	-378,66	-399,34	-418,74	-439,70	-459,74	-479,79	-499,83	-519,87	-558,54	-573,90	-592,88	-618,56	-643,75	-668,70
53	AP.IPROSS	-707,06	-757,31	-778,67	-837,48	-879,40	-919,49	-959,57	-999,66	-1.039,74	-1.117,27	-1.147,81	-1.185,75	-1.237,12	-1.287,49	-1.337,40
62	SEGURO OBLIGATORIO	-500,51	-529,72	-542,13	-576,32	-600,68	-623,98	-647,28	-670,58	-693,88	-738,94	-756,69	-778,75	-808,61	-813,91	-813,91
6	CONECTIVIDAD NACIONAL	2.250,00	2.250,00	2.250,00	2.250,00	2.250,00	2.250,00	2.250,00	2.250,00	2.250,00	2.250,00	2.250,00	2.250,00	2.250,00	2.250,00	2.250,00
FONID		2.830,00	2.830,00	2.830,00	2.830,00	2.830,00	2.830,00	2.830,00	2.830,00	2.830,00	2.830,00	2.830,00	2.830,00	2.830,00	2.830,00	2.830,00
NETO CON COMPONENTE NACIONAL		68.461,36	70.626,56	71.802,28	74.956,94	77.159,31	79.324,50	81.489,71	83.654,90	85.820,09	89.964,28	92.129,48	95.132,62	98.406,47	101.684,14	104.957,39
UBICACION 20%		70.174,08	72.339,28	73.515,00	76.669,67	78.872,02	81.037,23	83.202,42	85.367,62	87.532,80	91.677,00	93.842,20	96.859,44	100.163,24	103.446,22	106.719,46
UBICACION 40%		71.886,81	74.052,00	75.227,72	78.382,40	80.584,75	82.749,95	84.915,14	87.080,34	89.245,53	93.413,48	95.596,41	98.621,52	101.925,32	105.208,30	108.481,55
UBICACION 80%		75.312,25	77.477,45	78.653,16	81.807,84	84.070,18	86.182,90	88.371,40	90.559,90	92.748,38	96.937,64	99.120,57	102.145,68	105.449,48	108.732,46	112.005,72



Lic. Jorge H. STOPIELLO
Ministro de Trabajo
Provincia de Río Negro

TÉCNICO DE APOYO EN LA ESCUELA - RES. 1170/13. 1698/13 DIURNO / INSTRUCTOR ESCUELA AGROPECUARIA JORNADA SIMPLE

ABRIL - 50% BASICO		ANT0	ANT10	ANT15	ANT30	ANT40	ANT50	ANT60	ANT70	ANT80	ANT100	ANT110	ANT120	ANT130	ANT140	ANT150
1	SUELDO BASICO	11.373,16	11.373,16	11.373,16	11.373,16	11.373,16	11.373,16	11.373,16	11.373,16	11.373,16	11.373,16	11.373,16	11.373,16	11.373,16	11.373,16	11.373,16
4	ESTADO DOCENTE	21.047,89	23.152,88	24.205,08	27.362,26	29.467,05	31.571,84	33.676,63	35.781,42	37.886,21	42.095,79	44.200,58	46.305,37	48.410,16	50.514,95	52.619,74
5	COMPLEMENTO REMUNERATIVO	9.369,24	9.410,79	9.349,05	8.985,66	8.823,78	8.611,20	8.398,68	8.186,10	7.973,55	5.957,62	4.543,77	4.272,33	4.370,25	4.473,25	4.570,21
7	CONECTIVIDAD PROV.	2.366,00	2.366,00	2.366,00	2.366,00	2.366,00	2.366,00	2.366,00	2.366,00	2.366,00	2.366,00	2.366,00	2.366,00	2.366,00	2.366,00	2.366,00
9	COMPL SUeldo MIN.	8.684,66	7.910,73	7.026,16	5.572,44	4.603,29	3.634,14	2.665,01	1.695,86	726,71	0,00	0,00	0,00	0,00	0,00	0,00
10	ANTIGÜEDAD	0,00	1.137,32	1.705,97	3.411,95	4.549,27	5.686,59	6.823,89	7.961,21	9.098,53	11.373,16	12.510,48	13.647,79	14.785,11	15.922,43	17.059,75
16	ADICIONAL FORMACION PERMANENTE	8.330,38	8.463,38	8.596,39	8.729,40	8.862,41	8.995,42	9.128,42	9.261,43	9.394,44	9.527,45	9.660,46	9.793,46	9.926,47	10.059,48	10.192,49
27	ZONA	4.549,26	5.004,18	5.231,65	5.914,04	6.368,97	6.823,90	7.278,82	7.733,75	8.188,68	9.098,52	10.008,38	10.918,23	10.918,23	10.918,23	11.373,16
42	COMPLEMENTO SALARIO DOCENTE	10.118,18	10.118,18	10.118,18	10.118,18	10.118,18	10.118,18	10.118,18	10.118,18	10.118,18	10.118,18	10.118,18	10.118,18	10.118,18	10.118,18	10.118,18
50	AP JUB ORINARIO	-2.782,08	-2.361,60	-3.042,58	-3.265,33	-3.422,67	-3.674,43	-3.726,20	-3.877,96	-4.029,73	-4.158,27	-4.177,89	-4.323,18	-4.509,10	-4.665,58	-4.861,39
51	REGIMEN ESPECIAL PARA DOCENTES	-505,83	-536,51	-553,20	-583,70	-622,30	-649,90	-677,49	-705,08	-732,68	-756,05	-759,82	-786,03	-819,84	-853,74	-887,53
53	AP IPROSS	-1.011,87	-1.077,02	-1.106,39	-1.187,39	-1.244,61	-1.299,79	-1.354,98	-1.410,17	-1.465,36	-1.512,10	-1.519,23	-1.572,07	-1.639,67	-1.707,48	-1.775,05
58	SEGURO OBLIGATORIO	-722,89	-760,88	-777,95	-825,03	-858,28	-890,37	-922,44	-954,52	-986,60	-1.013,77	-1.017,91	-1.048,62	-1.087,92	-1.127,33	-1.166,61
6	CONECTIVIDAD NACIONAL	2.250,00	2.250,00	2.250,00	2.250,00	2.250,00	2.250,00	2.250,00	2.250,00	2.250,00	2.250,00	2.250,00	2.250,00	2.250,00	2.250,00	2.250,00
FONDI		3.907,00	3.907,00	3.907,00	3.907,00	3.907,00	3.907,00	3.907,00	3.907,00	3.907,00	3.907,00	3.907,00	3.907,00	3.907,00	3.907,00	3.907,00
NETO CON COMPONENTE NACIONAL		76.973,50	79.355,21	80.648,52	84.118,64	86.541,24	88.922,94	91.304,68	93.686,36	96.068,09	100.626,69	103.008,43	106.311,77	109.913,11	113.519,55	117.119,11



Dr. Jorge H. STOJPIELLO
Ministro de Trabajo
Provincia de Río Negro


UBICACION 20%	78.857,49	81.239,22	82.532,50	86.002,63	88.426,22	90.806,94	93.188,65	95.570,36	97.952,08	102.510,70	104.892,40	108.211,38	111.845,56	115.456,84	119.067,40
UBICACION 40%	80.741,49	83.123,19	84.416,48	87.885,62	90.309,22	92.890,92	95.072,65	97.454,36	99.836,08	104.420,83	106.822,05	110.149,66	113.783,84	117.395,12	120.996,79
UBICACION 80%	84.509,47	86.891,18	88.184,47	91.654,51	94.077,19	96.467,17	98.874,55	101.281,87	103.689,22	108.297,40	110.698,62	114.026,28	117.660,42	121.271,69	124.872,28

TÉCNICO DE APOYO EN LA ESCUELA - RES. 1170/13, 1688/13 DIURNO / INSTRUCTOR ESCUELA AGROPECUARIA JORNADA SIMPLE

MAYO - 70% BASICO

ID	ANTO	ANT10	ANT15	ANT30	ANT40	ANT50	ANT60	ANT70	ANT80	ANT100	ANT110	ANT120	ANT130	ANT140	ANT150
1	12.889,58	12.889,58	12.889,58	12.889,58	12.889,58	12.889,58	12.889,58	12.889,58	12.889,58	12.889,58	12.889,58	12.889,58	12.889,58	12.889,58	12.889,58
4	21.047,89	23.152,68	24.205,08	27.362,26	29.467,05	31.571,84	33.676,63	35.781,42	37.886,21	42.095,79	44.200,58	46.305,37	48.410,16	50.514,95	52.619,74
5	17.845,29	18.062,11	18.101,85	17.987,53	18.006,48	17.969,22	17.931,99	17.886,88	17.428,05	14.675,44	13.355,88	13.267,86	13.578,04	13.893,69	14.202,81
7	2.366,00	2.366,00	2.366,00	2.366,00	2.366,00	2.366,00	2.366,00	2.366,00	2.366,00	2.366,00	2.366,00	2.366,00	2.366,00	2.366,00	2.366,00
9	8.073,43	6.846,43	6.395,43	4.802,42	3.780,42	2.758,39	1.736,39	714,39	0,00	0,00	0,00	0,00	0,00	0,00	0,00
10	0,00	1.288,96	1.933,44	3.866,88	5.155,83	6.444,80	7.733,75	9.022,71	10.311,66	12.889,58	14.178,54	15.467,50	16.756,46	18.045,41	19.334,38
16	8.806,41	8.739,41	8.872,42	9.005,43	9.138,44	9.271,45	9.404,45	9.537,46	9.670,47	9.803,48	9.936,49	10.069,49	10.202,50	10.335,51	10.468,52
27	5.155,83	5.671,41	5.928,20	6.702,58	7.218,16	7.733,75	8.249,33	8.764,91	9.280,49	10.311,66	10.827,25	11.342,83	11.858,41	12.373,99	12.889,58
42	10.118,18	10.118,18	10.118,18	10.118,18	10.118,18	10.118,18	10.118,18	10.118,18	10.118,18	10.118,18	10.118,18	10.118,18	10.118,18	10.118,18	10.118,18
50	-3.947,98	-4.170,33	-4.273,95	-4.559,12	-4.759,71	-4.954,11	-5.148,51	-5.342,95	-5.490,08	-5.584,29	-5.637,64	-5.826,45	-6.059,07	-6.292,29	-6.524,80
51	-717,81	-758,24	-777,08	-828,93	-865,40	-900,75	-936,09	-971,28	-998,20	-1.015,33	-1.025,03	-1.069,36	-1.101,65	-1.144,05	-1.186,33
53	-1.435,63	-1.516,48	-1.554,16	-1.657,86	-1.730,80	-1.801,49	-1.872,19	-1.942,56	-1.996,39	-2.030,65	-2.050,05	-2.118,71	-2.203,30	-2.288,11	-2.372,65
62	-969,32	-1.016,32	-1.038,22	-1.098,49	-1.140,89	-1.181,98	-1.223,07	-1.246,20	-1.246,20	-1.246,20	-1.246,20	-1.246,20	-1.246,20	-1.246,20	-1.246,20
6	2.250,00	2.250,00	2.250,00	2.250,00	2.250,00	2.250,00	2.250,00	2.250,00	2.250,00	2.250,00	2.250,00	2.250,00	2.250,00	2.250,00	2.250,00
FONID	3.907,00	3.907,00	3.907,00	3.907,00	3.907,00	3.907,00	3.907,00	3.907,00	3.907,00	3.907,00	3.907,00	3.907,00	3.907,00	3.907,00	3.907,00
NETO CON COMPONENTE NACIONAL	85.188,87	87.830,39	89.264,77	93.113,46	95.800,34	98.441,88	101.083,44	103.736,44	106.376,77	111.430,24	114.070,58	117.733,09	121.726,11	125.723,66	129.715,81

UBICACIÓN 20%	87.278,38	89.919,92	91.354,29	95.202,98	97.889,86	100.531,40	103.183,22	105.823,55	108.463,84	113.517,37	116.157,70	119.837,52	123.866,94	127.870,97	131.863,73
UBICACIÓN 40%	89.367,89	92.009,42	93.443,83	97.292,52	99.989,67	102.629,99	105.270,31	107.910,64	110.550,97	115.633,45	118.295,41	121.984,85	126.014,88	130.020,12	134.013,49
UBICACIÓN 80%	93.546,94	96.197,53	97.631,29	101.478,19	104.163,83	106.813,36	109.482,11	112.150,87	114.819,61	119.929,93	122.593,10	126.283,73	130.314,36	134.319,60	138.312,97




Lic. Jorge H. STOPIELLO
Ministro de Trabajo
Provincia de Río Negro

TÉCNICO DE APOYO EN LA ESCUELA - RES. 1170/13, 1698/13 DIURNO / INSTRUCTOR ESCUELA AGROPECUARIA JORNADA SIMPLE

JUNIO - 100% BASICO

ID	ANTO	ANT10	ANT15	ANT30	ANT40	ANT50	ANT60	ANT70	ANT80	ANT100	ANT110	ANT120	ANT130	ANT140	ANT150
1	15.164,21	15.164,21	15.164,21	15.164,21	15.164,21	15.164,21	15.164,21	15.164,21	15.164,21	15.164,21	15.164,21	15.164,21	15.164,21	15.164,21	15.164,21
4	21.047,89	23.152,68	24.205,08	27.362,26	29.467,05	31.571,84	33.676,63	35.781,42	37.886,21	42.095,79	44.200,58	46.305,37	48.410,16	50.514,95	52.619,74
5	21.691,59	21.637,98	21.678,76	21.509,70	21.454,60	21.341,26	21.227,98	20.398,71	18.969,12	15.978,57	14.549,01	14.431,72	14.739,57	15.054,15	15.361,77
7	2.366,00	2.366,00	2.366,00	2.366,00	2.366,00	2.366,00	2.366,00	2.366,00	2.366,00	2.366,00	2.366,00	2.366,00	2.366,00	2.366,00	2.366,00
9	7.053,19	5.980,70	5.414,45	3.775,71	2.683,22	1.590,73	498,25	0,00	0,00	0,00	0,00	0,00	0,00	0,00	0,00
10	0,00	1.516,42	2.274,63	4.549,27	6.065,69	7.582,11	9.098,52	10.614,94	12.131,37	15.164,21	16.680,63	18.197,05	19.713,48	21.229,90	22.746,32
16	9.020,46	9.153,46	9.286,47	9.419,48	9.552,49	9.685,50	9.818,50	9.951,51	10.084,52	10.217,53	10.350,54	10.483,54	10.616,55	10.749,56	10.882,57
27	6.065,68	6.672,25	6.975,53	7.865,39	8.491,95	9.098,53	9.705,09	10.311,66	10.918,22	12.131,36	12.737,94	13.344,50	13.951,07	14.557,64	15.164,21
42	10.118,18	10.118,18	10.118,18	10.118,18	10.118,18	10.118,18	10.118,18	10.118,18	10.118,18	10.118,18	10.118,18	10.118,18	10.118,18	10.118,18	10.118,18
50	-4.721,36	-4.948,99	-5.070,24	-5.401,94	-5.629,41	-5.856,88	-6.084,35	-6.311,82	-6.539,29	-6.766,76	-6.994,23	-7.221,70	-7.449,17	-7.676,64	-7.904,11
51	-858,43	-899,82	-921,86	-982,17	-1.023,53	-1.063,72	-1.103,92	-1.143,66	-1.183,40	-1.223,14	-1.262,88	-1.302,62	-1.342,36	-1.382,10	-1.421,84
53	-1.716,86	-1.799,63	-1.843,73	-1.964,34	-2.047,06	-2.127,44	-2.207,83	-2.289,58	-2.371,32	-2.453,07	-2.534,81	-2.616,55	-2.698,29	-2.779,73	-2.861,17
62	-1.132,78	-1.180,90	-1.206,53	-1.246,20	-1.246,20	-1.246,20	-1.246,20	-1.246,20	-1.246,20	-1.246,20	-1.246,20	-1.246,20	-1.246,20	-1.246,20	-1.246,20
6	2.250,00	2.250,00	2.250,00	2.250,00	2.250,00	2.250,00	2.250,00	2.250,00	2.250,00	2.250,00	2.250,00	2.250,00	2.250,00	2.250,00	2.250,00
FONID	4.318,00	4.318,00	4.318,00	4.318,00	4.318,00	4.318,00	4.318,00	4.318,00	4.318,00	4.318,00	4.318,00	4.318,00	4.318,00	4.318,00	4.318,00
NETO CON COMPONENTE NACIONAL	90.865,77	93.480,54	95.008,95	99.123,55	101.985,19	104.798,53	107.611,87	110.425,21	113.238,53	118.623,13	121.436,48	126.339,00	129.594,40	133.855,38	138.110,59

92.892,29	95.707,05	97.248,31	101.347,24	104.208,88	107.022,22	109.835,55	112.648,90	115.462,21	120.846,82	123.660,85	127.583,26	131.878,19	136.146,08	140.401,28
95.130,95	97.944,27	99.472,01	103.570,95	106.432,68	109.245,92	112.059,24	114.872,60	117.685,92	123.103,51	125.941,32	129.873,97	134.168,90	138.436,79	142.692,02
99.578,33	102.391,69	103.919,38	108.018,36	110.879,97	113.703,76	116.548,81	119.393,87	122.238,90	127.684,93	130.522,74	134.455,37	138.750,32	143.018,19	147.273,43


Lic. Jorge H. STOPIELLO
 Ministro de Trabajo
 Provincia de Río Negro