


MAESTRO DE GRADO

ENERO 2022

ID	CONCEPTO	ANT0	ANT10	ANT15	ANT30	ANT40	ANT50	ANT60	ANT70	ANT80	ANT100	ANT110	ANT120	ANT130	ANT140	ANT150
1	SUELDO BASICO	6.572,14	6.572,14	6.572,14	6.572,14	6.572,14	6.572,14	6.572,14	6.572,14	6.572,14	6.572,14	6.572,14	6.572,14	6.572,14	6.572,14	6.572,14
4	ESTADO DOCENTE	17.539,91	19.293,90	20.170,90	22.801,88	24.555,87	26.309,87	28.063,86	29.817,85	31.571,84	35.079,82	36.833,81	38.587,81	40.341,80	42.095,79	43.849,78
5	COMPLEMENTO REMUNERATIVO	6.437,83	6.616,18	6.714,00	6.980,28	7.168,60	7.354,09	7.538,44	7.608,69	7.572,08	7.471,98	7.425,54	7.499,37	7.452,97	7.725,45	7.563,34
7	CONECTIVIDAD PROV.	700,00	700,00	700,00	700,00	700,00	700,00	700,00	700,00	700,00	700,00	700,00	700,00	700,00	700,00	700,00
9	COMPL SUELDO MIN.	12.200,79	11.187,10	10.699,25	9.256,73	8.347,05	7.402,35	6.458,67	5.845,75	5.085,67	3.630,49	2.854,05	2.277,64	1.501,28	1.255,31	1.586,09
10	ANTIGUEDAD	0,00	657,21	985,82	1.971,64	2.628,85	3.286,08	3.943,29	4.600,50	5.257,71	6.572,14	7.229,35	7.886,57	8.543,78	9.200,99	9.858,22
16	ADICIONAL FORMACION PERMANENTE	7.640,31	7.773,31	7.906,32	8.039,33	8.172,34	8.305,35	8.438,35	8.571,36	8.704,37	8.837,38	8.970,39	9.103,39	9.236,40	9.369,41	9.502,42
27	ZONA	2.628,85	2.891,73	3.023,18	3.417,51	3.680,39	3.943,28	4.206,17	4.469,05	4.731,94	5.257,70	5.520,60	5.783,48	6.046,36	6.309,25	6.572,14
42	COMPLEMENTO SALARIO DOCENTE	10.118,18	10.118,18	10.118,18	10.118,18	10.118,18	10.118,18	10.118,18	10.118,18	10.118,18	10.118,18	10.118,18	10.118,18	10.118,18	10.118,18	10.118,18
50	AP. JUB. ORDINARIO	-1.720,27	-1.841,10	-1.902,47	-2.083,57	-2.205,49	-2.327,11	-2.448,60	-2.557,54	-2.654,73	-2.846,14	-2.942,24	-3.051,57	-3.147,68	-3.278,86	-3.362,24
51	REGIMEN ESPECIAL PARA DOCENTES	-312,78	-334,75	-345,90	-378,83	-401,00	-423,11	-445,20	-465,01	-482,68	-517,48	-534,95	-554,83	-572,31	-596,16	-611,32
53	AP. IPROSS	-625,55	-669,49	-691,81	-757,66	-802,00	-846,22	-890,40	-930,02	-965,36	-1.034,96	-1.069,91	-1.109,66	-1.144,61	-1.192,31	-1.222,63
62	SEGURO OBLIGATORIO	2.250,00	2.250,00	2.250,00	2.250,00	2.250,00	2.250,00	2.250,00	2.250,00	2.250,00	2.250,00	2.250,00	2.250,00	2.250,00	2.250,00	2.250,00
6	CONECTIVIDAD NACIONAL	2.830,00	2.830,00	2.830,00	2.830,00	2.830,00	2.830,00	2.830,00	2.830,00	2.830,00	2.830,00	2.830,00	2.830,00	2.830,00	2.830,00	2.830,00
	FONDO	2.830,00	2.830,00	2.830,00	2.830,00	2.830,00	2.830,00	2.830,00	2.830,00	2.830,00	2.830,00	2.830,00	2.830,00	2.830,00	2.830,00	2.830,00
	RETO CON COMPONENTE NACIONAL	65.806,28	67.565,74	68.537,97	71.187,71	73.059,14	74.893,50	76.727,82	78.800,85	80.640,53	84.230,15	86.045,55	88.168,00	89.973,48	92.576,63	95.405,93

UBICACION 20%	67.290,86	69.050,33	70.022,56	72.672,28	74.543,75	76.378,08	78.212,41	80.285,44	82.125,13	85.714,74	87.530,13	89.642,58	91.458,06	94.072,66	96.919,58
UBICACION 40%	68.775,44	70.534,90	71.507,13	74.156,86	76.028,30	77.862,64	79.696,97	81.770,00	83.609,69	87.199,31	89.014,70	91.133,33	92.969,13	95.600,01	98.446,93
UBICACION 80%	71.744,69	73.504,05	74.476,28	77.126,01	78.997,46	80.831,80	82.666,13	84.739,15	86.586,72	90.216,78	92.052,49	94.188,05	96.023,86	98.654,73	101.501,66



Lic. Jorge H. STOPIELLO
Ministro de Trabajo
Provincia de Río Negro

MAESTRO DE GRADO

ABRIL - 50% BASICO

ID	ANT0	ANT10	ANT15	ANT30	ANT40	ANT50	ANT60	ANT70	ANT80	ANT100	ANT110	ANT120	ANT130	ANT140	ANT150
1	9.858,21	9.858,21	9.858,21	9.858,21	9.858,21	9.858,21	9.858,21	9.858,21	9.858,21	9.858,21	9.858,21	9.858,21	9.858,21	9.858,21	9.858,21
4	17.539,91	19.293,90	20.170,90	22.801,88	24.555,87	26.309,87	28.063,86	29.817,85	31.571,84	35.079,82	36.833,81	38.587,81	40.341,80	42.095,79	43.849,78
5	8.977,80	9.006,85	9.044,49	9.091,15	9.145,92	9.193,53	9.239,88	9.291,67	9.327,72	8.934,96	8.732,37	8.685,99	7.503,22	7.333,41	7.471,99
7	2.366,00	2.366,00	2.366,00	2.366,00	2.366,00	2.366,00	2.366,00	2.366,00	2.366,00	2.366,00	2.366,00	2.366,00	2.366,00	2.366,00	2.366,00
9	11.299,09	10.209,04	9.683,01	8.125,94	7.139,87	6.118,83	5.098,78	4.409,47	3.573,03	1.728,59	888,53	248,49	200,00	200,00	200,00
10	985,82	1.472,73	2.957,46	3.943,29	4.929,11	5.914,92	6.900,75	7.886,57	8.872,40	9.858,21	10.844,03	11.829,85	12.815,67	13.801,50	14.787,32
42	10.118,18	10.118,18	10.118,18	10.118,18	10.118,18	10.118,18	10.118,18	10.118,18	10.118,18	10.118,18	10.118,18	10.118,18	10.118,18	10.118,18	10.118,18
50	-2.505,72	-2.660,95	-2.740,78	-2.973,54	-3.131,48	-3.288,53	-3.445,45	-3.593,06	-3.725,75	-4.019,17	-4.148,71	-4.292,52	-4.317,13	-4.450,27	-4.617,33
51	-455,59	-483,81	-496,32	-540,66	-569,96	-597,92	-626,45	-653,28	-677,41	-730,76	-754,31	-781,00	-784,93	-809,14	-839,51
53	-911,17	-927,62	-986,65	-1.081,32	-1.138,72	-1.195,83	-1.252,89	-1.306,57	-1.354,82	-1.461,52	-1.508,62	-1.562,01	-1.569,87	-1.618,28	-1.679,03
62	-664,46	-667,29	-714,16	-763,38	-796,74	-829,94	-863,10	-894,37	-922,35	-984,37	-1.011,75	-1.042,78	-1.047,84	-1.075,49	-1.110,80
6	2.250,00	2.250,00	2.250,00	2.250,00	2.250,00	2.250,00	2.250,00	2.250,00	2.250,00	2.250,00	2.250,00	2.250,00	2.250,00	2.250,00	2.250,00
FONID	3.907,00	3.907,00	3.907,00	3.907,00	3.907,00	3.907,00	3.907,00	3.907,00	3.907,00	3.907,00	3.907,00	3.907,00	3.907,00	3.907,00	3.907,00
NETO CON COMPONENTE NACIONAL	74.052,89	75.998,31	77.057,77	79.972,48	82.031,05	84.048,85	86.066,61	88.346,93	90.370,57	94.319,16	96.316,09	98.639,80	100.636,83	103.500,27	106.612,51

UBICACION 20%	75.685,94	77.621,37	78.630,80	81.605,51	83.664,13	85.681,87	87.669,64	89.979,97	92.003,54	95.952,22	97.949,14	100.272,82	102.269,86	105.145,94	108.277,54
UBICACION 40%	77.318,98	79.284,38	80.323,83	83.238,54	85.297,12	87.314,90	89.332,67	91.612,58	93.636,66	97.585,24	99.582,15	101.912,66	103.932,04	106.826,00	109.957,62
UBICACION 80%	80.585,04	82.520,44	83.589,90	86.504,59	88.563,21	90.580,98	92.598,73	94.879,06	96.911,39	100.904,45	102.923,74	105.272,86	107.292,23	110.188,83	113.319,33




Lic. Jorge H. STOPIELLO
Ministro de Trabajo
Provincia de Río Negro

MAESTRO DE GRADO

MAYO - 70% BASICO

ID	ANT0	ANT10	ANT15	ANT30	ANT40	ANT50	ANT60	ANT70	ANT80	ANT100	ANT110	ANT120	ANT130	ANT140	ANT150
1	11.172,64	11.172,64	11.172,64	11.172,64	11.172,64	11.172,64	11.172,64	11.172,64	11.172,64	11.172,64	11.172,64	11.172,64	11.172,64	11.172,64	11.172,64
4	17.539,91	19.293,90	20.170,90	22.801,88	24.555,87	26.309,87	28.063,86	29.817,85	31.571,84	35.079,82	36.833,81	38.587,81	40.341,80	42.095,79	43.849,78
5	17.254,42	17.419,95	17.536,55	17.768,56	18.185,70	18.380,04	18.696,78	18.719,86	18.632,53	18.340,77	18.340,77	17.365,92	16.195,54	16.182,93	16.502,70
7	2.366,00	2.366,00	2.366,00	2.366,00	2.366,00	2.366,00	2.366,00	2.366,00	2.366,00	2.366,00	2.366,00	2.366,00	2.366,00	2.366,00	2.366,00
9	10.758,08	9.622,19	9.073,25	7.447,44	6.415,67	5.948,69	4.272,83	3.386,97	2.501,10	729,35	0,00	200,00	200,00	200,00	200,00
10	0,00	1.117,26	1.675,90	3.351,79	4.469,05	5.586,33	6.703,59	7.820,85	8.938,11	11.172,64	12.289,90	13.407,17	14.524,43	15.641,69	16.758,97
16	4.469,05	4.915,95	5.139,41	5.809,77	6.256,68	6.703,59	7.150,49	7.597,39	8.044,29	8.938,11	9.385,02	9.831,92	10.278,82	10.725,73	11.172,64
42	10.118,18	10.118,18	10.118,18	10.118,18	10.118,18	10.118,18	10.118,18	10.118,18	10.118,18	10.118,18	10.118,18	10.118,18	10.118,18	10.118,18	10.118,18
50	3.618,57	-3.808,84	-3.907,70	-4.193,28	-4.387,99	-4.581,31	-4.775,84	-4.984,18	-5.153,70	-5.490,75	-5.630,72	-5.695,54	-5.738,86	-5.909,53	-6.116,76
51	-657,92	-692,52	-710,49	-782,42	-797,82	-832,97	-868,34	-906,21	-937,04	-998,32	-1.023,77	-1.035,55	-1.043,43	-1.074,46	-1.112,14
53	-1.315,84	-1.385,03	-1.420,98	-1.524,83	-1.595,63	-1.665,93	-1.736,67	-1.812,43	-1.874,07	-1.996,54	-2.047,53	-2.071,11	-2.066,86	-2.148,92	-2.224,28
62	-899,89	-899,91	-960,81	-1.021,17	-1.062,32	-1.103,18	-1.144,30	-1.188,33	-1.224,16	-1.246,20	-1.246,20	-1.246,20	-1.246,20	-1.246,20	-1.246,20
6	2.250,00	2.250,00	2.250,00	2.250,00	2.250,00	2.250,00	2.250,00	2.250,00	2.250,00	2.250,00	2.250,00	2.250,00	2.250,00	2.250,00	2.250,00
FONID	3.907,00	3.907,00	3.907,00	3.907,00	3.907,00	3.907,00	3.907,00	3.907,00	3.907,00	3.907,00	3.907,00	3.907,00	3.907,00	3.907,00	3.907,00
NETO CON COMPONENTE NACIONAL	81.949,67	84.096,19	85.282,31	88.514,99	90.798,15	93.036,06	95.273,93	97.803,05	100.047,44	104.437,84	106.651,59	109.227,73	111.441,56	114.616,36	118.067,05

UBICACION 20%	83.760,83	85.907,39	87.093,53	90.326,17	92.609,37	94.847,26	97.085,11	99.614,22	101.869,71	106.246,95	108.460,68	111.036,81	113.250,55	116.439,41	119.911,61
UBICACION 40%	85.572,03	87.718,56	88.904,69	92.137,37	94.420,51	96.658,41	98.907,36	101.435,42	103.678,79	108.056,02	110.269,75	112.853,43	115.092,07	118.300,68	121.772,88
UBICACION 80%	89.194,38	91.340,93	92.527,07	95.769,71	98.051,86	100.288,72	102.525,54	105.053,58	107.306,57	111.733,13	113.971,68	116.575,99	118.815,11	122.024,77	125.498,02




Lic. Jorge H. STOPIELLO
Ministro de Trabajo
Provincia de Río Negro

MAESTRO DE GRADO

JUNIO - 100% BASICO

ID	ANTO	ANT10	ANT15	ANT30	ANT40	ANT50	ANT60	ANT70	ANT80	ANT100	ANT110	ANT120	ANT130	ANT140	ANT150
1	13.144,28	13.144,28	13.144,28	13.144,28	13.144,28	13.144,28	13.144,28	13.144,28	13.144,28	13.144,28	13.144,28	13.144,28	13.144,28	13.144,28	13.144,28
4	17.539,91	18.203,90	20.170,93	22.801,88	24.555,87	26.309,87	28.063,86	29.817,85	31.571,84	35.079,82	36.833,81	38.587,81	40.341,80	42.095,79	43.849,78
5	17.539,91	18.203,90	20.170,93	22.801,88	24.555,87	26.309,87	28.063,86	29.817,85	31.571,84	35.079,82	36.833,81	38.587,81	40.341,80	42.095,79	43.849,78
6	2.366,00	2.366,00	2.366,00	2.366,00	2.366,00	2.366,00	2.366,00	2.366,00	2.366,00	2.366,00	2.366,00	2.366,00	2.366,00	2.366,00	2.366,00
8	8.508,43	7.561,46	7.087,92	5.667,52	4.720,56	3.773,59	2.826,63	1.879,66	932,69	0,00	0,00	200,00	200,00	200,00	200,00
10	0,00	1.314,43	1.971,64	3.943,29	5.257,71	6.572,14	7.886,57	9.200,99	10.515,43	13.144,28	14.458,71	15.773,13	17.087,57	18.401,99	19.716,42
16	9.020,46	9.153,46	9.286,47	9.419,48	9.552,49	9.685,50	9.818,50	9.951,51	10.084,52	10.217,53	10.350,54	10.483,54	10.616,55	10.749,56	10.882,57
27	5.257,70	5.783,48	6.046,36	6.836,02	7.360,79	7.886,57	8.412,33	8.938,11	9.463,88	10.515,42	11.041,20	11.566,96	12.092,74	12.618,50	13.144,28
42	10.118,18	10.118,18	10.118,18	10.118,18	10.118,18	10.118,18	10.118,18	10.118,18	10.118,18	10.118,18	10.118,18	10.118,18	10.118,18	10.118,18	10.118,18
50	-4.530,63	-4.714,33	-4.813,51	-5.099,99	-5.304,22	-5.495,51	-5.686,80	-5.919,22	-6.111,42	-6.370,62	-6.433,15	-6.520,34	-6.582,89	-6.781,13	-7.018,34
51	-823,75	-857,15	-875,18	-927,27	-964,40	-999,18	-1.033,96	-1.076,22	-1.111,17	-1.158,29	-1.169,66	-1.185,52	-1.196,89	-1.232,93	-1.276,06
53	-1.647,50	-1.714,30	-1.750,37	-1.854,54	-1.928,81	-1.998,37	-2.067,93	-2.152,44	-2.222,34	-2.316,59	-2.339,33	-2.371,03	-2.393,78	-2.465,87	-2.552,12
62	-1.092,47	-1.131,30	-1.152,26	-1.212,81	-1.246,20	-1.246,20	-1.246,20	-1.246,20	-1.246,20	-1.246,20	-1.246,20	-1.246,20	-1.246,20	-1.246,20	-1.246,20
6	2.250,00	2.250,00	2.250,00	2.250,00	2.250,00	2.250,00	2.250,00	2.250,00	2.250,00	2.250,00	2.250,00	2.250,00	2.250,00	2.250,00	2.250,00
FONID	4.318,00	4.318,00	4.318,00	4.318,00	4.318,00	4.318,00	4.318,00	4.318,00	4.318,00	4.318,00	4.318,00	4.318,00	4.318,00	4.318,00	4.318,00
NETO CON COMPONENTE NACIONAL	87.214,16	89.501,46	90.765,36	94.270,01	96.657,63	99.041,08	101.424,46	104.118,17	106.508,50	111.772,57	113.631,35	116.276,30	118.635,18	122.018,04	125.694,92

UBICACION 20%	89.144,13	91.431,41	92.695,31	96.153,49	98.585,17	100.968,68	103.351,95	106.045,66	108.436,04	113.100,05	115.458,82	118.203,78	120.562,68	123.960,45	127.661,44
UBICACION 40%	91.074,07	93.361,38	94.638,18	98.080,99	100.512,61	102.896,03	105.279,43	107.973,15	110.363,48	115.027,52	117.386,32	120.139,33	122.525,86	125.945,01	129.647,02
UBICACION 80%	94.943,79	97.229,87	98.493,16	101.935,94	104.367,58	106.751,00	109.134,40	111.828,10	114.228,73	118.947,80	121.334,23	124.110,47	126.497,01	129.917,14	133.618,15



Lic. Jorge H. STOIELLO
Ministro de Trabajo
Provincia de Río Negro