


INSTRUCTOR ESCUELA AGROPECUARIA JORNADA COMPLETA

ID	DSP	CONCEPTO	ANT0	ANT10	ANT15	ANT30	ANT40	ANT50	ANT60	ANT70	ANT80	ANT100	ANT110	ANT120	ANT130	ANT140	ANT150	
1		SUELDO BASICO	13.035,92	13.035,92	13.035,92	13.035,92	13.035,92	13.035,92	13.035,92	13.035,92	13.035,92	13.035,92	13.035,92	13.035,92	13.035,92	13.035,92	13.035,92	13.035,92
4		ESTADO DOCENTE	39.991,00	43.990,10	45.989,65	51.988,30	55.987,40	59.986,50	63.985,60	67.984,70	71.983,80	79.982,00	83.981,10	87.980,20	91.979,30	95.978,40	99.977,50	99.977,50
5		COMPLEMENTO REMUNERATIVO	10.533,27	10.931,43	11.119,02	11.612,04	11.725,44	11.511,10	11.356,83	11.202,58	11.049,78	10.680,12	10.527,31	10.374,54	10.221,78	10.068,99	9.916,20	9.763,40
7		CONECTIVIDAD PROV.	700,00	700,00	700,00	700,00	700,00	700,00	700,00	700,00	700,00	700,00	700,00	700,00	700,00	700,00	700,00	700,00
9		COMPL SUELDO MIN.	23.525,57	21.551,79	20.585,40	17.605,24	15.887,49	14.372,69	12.857,92	11.343,14	9.828,38	6.798,84	5.284,06	3.769,29	2.254,52	739,75	0,00	0,00
10		ANTIGUEDAD	0,00	1.303,59	1.955,39	3.910,77	5.214,36	6.517,97	7.821,56	9.125,15	10.428,74	13.035,92	14.339,51	15.643,10	16.946,69	18.250,28	19.553,89	19.553,89
16		ADICIONAL FORMACION PERMANENTE	7.640,31	7.773,31	7.906,32	8.039,33	8.172,34	8.305,35	8.438,36	8.571,36	8.704,37	8.837,38	8.970,39	9.103,39	9.236,40	9.369,41	9.502,42	9.502,42
27		ZONA	5.214,36	5.735,80	5.996,52	6.778,68	7.300,11	7.821,55	8.342,99	8.864,43	9.385,86	10.428,73	10.950,17	11.471,61	11.993,04	12.514,47	13.035,92	13.035,92
42		COMPLEMENTO SALARIO DOCENTE	10.118,18	10.118,18	10.118,18	10.118,18	10.118,18	10.118,18	10.118,18	10.118,18	10.118,18	10.118,18	10.118,18	10.118,18	10.118,18	10.118,18	10.118,18	10.118,18
50		AP JUB ORDINARIO	-3.166,19	-3.410,74	-3.531,75	-3.887,12	-4.100,34	-4.277,52	-4.461,30	-4.645,09	-4.829,03	-5.189,88	-5.373,82	-5.557,77	-5.741,72	-5.925,66	-6.006,89	-6.006,89
51		REGIMEN ESPECIAL PARA DOCENTES	-575,67	-620,13	-642,14	-706,75	-745,52	-777,73	-811,15	-844,56	-878,01	-943,61	-977,06	-1.010,50	-1.043,95	-1.077,39	-1.092,16	-1.092,16
53		AP IPROSS	-1.151,34	-1.240,27	-1.284,27	-1.413,50	-1.491,03	-1.565,46	-1.622,29	-1.689,12	-1.756,01	-1.887,23	-1.954,12	-2.021,01	-2.087,90	-2.154,79	-2.184,33	-2.184,33
62		SEGURO OBLIGATORIO	4.500,00	4.500,00	4.500,00	4.500,00	4.500,00	4.500,00	4.500,00	4.500,00	4.500,00	4.500,00	4.500,00	4.500,00	4.500,00	4.500,00	4.500,00	4.500,00
6		CONECTIVIDAD NACIONAL	5.660,00	5.660,00	5.660,00	5.660,00	5.660,00	5.660,00	5.660,00	5.660,00	5.660,00	5.660,00	5.660,00	5.660,00	5.660,00	5.660,00	5.660,00	5.660,00
		FOOND	115.266,66	119.218,54	121.294,33	127.127,18	131.150,44	135.104,64	139.108,70	143.112,78	147.118,07	154.942,46	158.947,73	162.953,04	166.958,35	170.963,65	174.968,94	174.968,94
		NETO CON COMPONENTE NACIONAL																


118.241,04	122.244,61	124.323,86	130.156,73	134.179,97	138.134,19	142.138,24	146.142,34	150.147,61	157.972,00	161.977,28	165.982,59	169.987,90	173.993,20	177.998,48
121.270,59	125.274,16	127.353,41	133.186,28	137.209,52	141.163,73	145.167,79	149.171,87	153.177,15	161.001,54	165.006,83	169.012,12	173.017,45	177.022,74	181.028,03
127.329,67	131.333,25	133.412,52	139.245,39	143.268,62	147.222,83	151.226,88	155.230,97	159.236,26	167.060,64	171.065,93	175.071,22	179.076,55	183.081,83	187.087,12


 Juan Antonio STOJELLO
 Profesor Titular de Trabajo
 Universidad de Río Negro

INSTRUCTOR ESCUELA AGROPECUARIA JORNADA COMPLETA

ID	ANTO	ANT10	ANT15	ANT30	ANT40	ANT50	ANT60	ANT70	ANT80	ANT100	ANT110	ANT120	ANT130	ANT140	ANT150
1	19.553.89	19.553.89	19.553.89	19.553.89	19.553.89	19.553.89	19.553.89	19.553.89	19.553.89	19.553.89	19.553.89	19.553.89	19.553.89	19.553.89	19.553.89
4	39.991.00	43.980.10	45.989.65	51.988.30	55.987.40	59.986.50	63.985.60	67.984.70	71.983.80	79.982.00	83.981.10	87.980.20	91.979.30	95.978.40	99.977.50
5	16.070.82	16.234.08	16.356.42	16.453.86	16.519.79	16.549.63	16.545.56	15.041.49	14.640.24	13.753.26	13.352.98	11.567.65	9.159.88	6.752.13	4.344.33
7	2.366.00	2.366.00	2.366.00	2.366.00	2.366.00	2.366.00	2.366.00	2.366.00	2.366.00	2.366.00	2.366.00	2.366.00	2.366.00	2.366.00	2.366.00
9	20.424.35	18.299.11	17.256.98	14.049.59	12.180.35	10.514.10	8.847.85	7.181.60	5.515.34	2.182.84	516.59	0.00	0.00	0.00	0.00
10	0.00	1.955.39	2.933.08	5.866.17	7.821.56	9.776.95	11.732.33	13.687.72	15.643.12	19.563.89	21.509.28	23.464.66	25.420.06	27.375.45	29.330.84
16	8.330.38	8.463.38	8.596.39	8.729.40	8.862.41	8.995.42	9.128.43	9.261.43	9.394.44	9.527.45	9.660.46	9.793.46	9.926.47	10.059.48	10.192.49
17	7.821.56	8.603.70	8.994.78	10.168.02	10.950.18	11.732.33	12.514.49	13.296.64	14.078.80	15.643.11	16.425.26	17.207.42	17.989.58	18.771.73	19.553.89
27	10.118.18	10.118.18	10.118.18	10.118.18	10.118.18	10.118.18	10.118.18	10.118.18	10.118.18	10.118.18	10.118.18	10.118.18	10.118.18	10.118.18	10.118.18
42	4.779.09	5.098.18	5.262.20	5.724.61	6.011.81	6.260.41	6.510.01	6.759.61	7.009.21	7.535.46	7.937.30	8.339.14	8.741.00	9.142.86	9.544.72
50	-868.93	-926.94	-986.76	-1.040.84	-1.092.81	-1.138.26	-1.184.93	-1.231.59	-1.278.26	-1.324.92	-1.371.58	-1.418.25	-1.464.92	-1.511.58	-1.558.25
51	-1.737.85	-1.853.88	-1.913.53	-2.018.68	-2.118.82	-2.218.96	-2.319.10	-2.419.24	-2.519.38	-2.619.52	-2.719.66	-2.819.80	-2.919.94	-3.019.08	-3.119.22
53	-1.144.99	-1.212.43	-1.246.20	-1.246.20	-1.246.20	-1.246.20	-1.246.20	-1.246.20	-1.246.20	-1.246.20	-1.246.20	-1.246.20	-1.246.20	-1.246.20	-1.246.20
62	4.500.00	4.500.00	4.500.00	4.500.00	4.500.00	4.500.00	4.500.00	4.500.00	4.500.00	4.500.00	4.500.00	4.500.00	4.500.00	4.500.00	4.500.00
6	7.814.00	7.814.00	7.814.00	7.814.00	7.814.00	7.814.00	7.814.00	7.814.00	7.814.00	7.814.00	7.814.00	7.814.00	7.814.00	7.814.00	7.814.00
FONID	128.459.31	132.806.40	135.100.68	141.514.08	145.937.83	150.361.58	154.785.33	159.209.08	163.632.83	172.102.71	176.526.46	180.950.21	185.373.96	189.797.71	194.221.46
NETO CON COMPONENTE NACIONAL	131.731.13	136.143.25	138.429.50	144.842.93	148.266.65	153.614.44	158.018.07	162.422.58	166.827.39	175.435.20	179.841.00	184.246.84	188.652.68	193.058.52	197.464.32
UBICACIÓN 20%	135.069.99	139.472.10	141.758.34	148.171.75	152.596.47	158.046.10	163.500.73	168.955.36	174.409.99	183.017.80	187.472.41	192.927.04	198.381.67	203.836.30	209.290.93
UBICACIÓN 40%	141.728.63	146.132.56	148.419.76	154.833.93	159.261.48	163.611.11	168.015.55	172.420.05	176.825.59	185.432.70	189.838.53	194.244.35	198.650.21	203.056.01	208.461.82

ID	ANTO	ANT10	ANT15	ANT30	ANT40	ANT50	ANT60	ANT70	ANT80	ANT100	ANT110	ANT120	ANT130	ANT140	ANT150
1	22.161.07	22.161.07	22.161.07	22.161.07	22.161.07	22.161.07	22.161.07	22.161.07	22.161.07	22.161.07	22.161.07	22.161.07	22.161.07	22.161.07	22.161.07
4	39.991.00	43.990.10	45.989.65	51.988.30	55.987.40	59.986.50	63.985.60	67.984.70	71.983.80	79.982.00	83.981.10	87.980.20	91.979.30	95.978.40	99.977.50
5	30.178.74	30.574.06	30.813.66	31.370.73	31.562.50	31.408.24	31.328.77	31.250.31	31.173.66	30.906.88	28.958.10	26.764.41	24.570.76	22.377.06	20.183.37
7	4.732.00	4.732.00	4.732.00	4.732.00	4.732.00	4.732.00	4.732.00	4.732.00	4.732.00	4.732.00	4.732.00	4.732.00	4.732.00	4.732.00	4.732.00
9	19.353.66	17.137.54	16.049.97	12.706.26	10.746.13	8.988.98	7.231.85	5.474.71	3.717.58	203.30	0.00	0.00	0.00	0.00	0.00
10	0.00	2.216.10	3.324.16	6.648.32	8.964.43	11.080.54	13.296.64	15.512.75	17.728.85	22.161.07	24.377.17	26.593.29	28.809.39	31.025.50	33.241.61
16	8.806.43	8.739.41	8.872.42	9.005.43	9.138.44	9.271.45	9.404.45	9.537.46	9.670.47	9.803.48	9.936.49	10.069.49	10.202.50	10.335.51	10.468.52
27	10.118.18	10.118.18	10.118.18	10.118.18	10.118.18	10.118.18	10.118.18	10.118.18	10.118.18	10.118.18	10.118.18	10.118.18	10.118.18	10.118.18	10.118.18
42	-6.732.47	-7.117.23	-7.314.23	-7.887.43	-8.249.80	-8.574.11	-8.906.65	-9.239.30	-9.572.15	-10.225.37	-10.353.28	-10.452.26	-10.552.23	-10.652.21	-10.752.18
50	-1.224.08	-1.294.04	-1.329.86	-1.434.08	-1.499.96	-1.558.93	-1.619.39	-1.679.87	-1.740.39	-1.801.36	-1.862.23	-1.900.41	-1.918.59	-1.936.77	-1.954.94
51	-2.448.17	-2.588.08	-2.659.72	-2.868.15	-2.999.93	-3.117.86	-3.238.78	-3.359.75	-3.480.78	-3.718.31	-3.764.47	-3.800.82	-3.837.18	-3.873.53	-3.909.88
53	-1.246.20	-1.246.20	-1.246.20	-1.246.20	-1.246.20	-1.246.20	-1.246.20	-1.246.20	-1.246.20	-1.246.20	-1.246.20	-1.246.20	-1.246.20	-1.246.20	-1.246.20
62	4.500.00	4.500.00	4.500.00	4.500.00	4.500.00	4.500.00	4.500.00	4.500.00	4.500.00	4.500.00	4.500.00	4.500.00	4.500.00	4.500.00	4.500.00
6	7.814.00	7.814.00	7.814.00	7.814.00	7.814.00	7.814.00	7.814.00	7.814.00	7.814.00	7.814.00	7.814.00	7.814.00	7.814.00	7.814.00	7.814.00
FONID	144.668.57	149.487.77	152.019.18	159.132.18	164.038.46	168.860.50	173.744.62	178.629.59	183.516.05	193.061.79	197.948.23	202.834.69	207.721.18	212.607.64	217.494.12
NETO CON COMPONENTE NACIONAL	148.293.13	153.175.44	155.711.08	162.824.04	167.731.56	172.555.72	177.440.66	182.325.65	187.212.09	196.757.83	201.644.28	206.530.76	211.417.22	216.303.69	221.190.13
UBICACIÓN 20%	151.985.04	156.867.32	159.403.16	166.519.25	171.427.62	176.251.75	181.136.70	186.021.66	190.908.12	200.453.88	205.340.32	210.226.79	215.113.28	219.999.74	224.886.19
UBICACIÓN 40%	159.374.20	164.258.57	166.795.27	173.911.37	178.819.71	183.643.85	188.528.79	193.413.77	198.300.23	207.845.97	212.732.43	217.618.87	222.505.38	227.391.82	232.278.28



JOSE F. STOPIELLO

 Miembro de Trabajo


 -Jornada de Rio Negro

INSTRUCTOR ESCUELA AGROPECUARIA JORNADA COMPLETA

JUNIO - 100% BASICO

ID	AN10	AN110	AN115	AN130	AN140	AN150	AN160	AN170	AN180	AN190	AN200	AN210	AN220	AN230	AN240	AN250
1	26.071,84	26.071,84	26.071,84	26.071,84	26.071,84	26.071,84	26.071,84	26.071,84	26.071,84	26.071,84	26.071,84	26.071,84	26.071,84	26.071,84	26.071,84	26.071,84
4	39.991,00	43.990,10	45.989,65	51.988,30	55.987,40	59.986,50	63.985,60	67.984,70	71.983,80	75.982,90	79.982,00	83.981,10	87.980,20	91.979,30	95.978,40	99.977,50
5	37.942,41	37.763,70	37.750,62	37.413,88	37.349,64	37.177,50	37.083,48	36.989,46	36.895,44	36.801,42	36.707,40	36.613,38	36.519,36	36.425,34	36.331,32	36.237,30
7	4.732,00	4.732,00	4.732,00	4.732,00	4.732,00	4.732,00	4.732,00	4.732,00	4.732,00	4.732,00	4.732,00	4.732,00	4.732,00	4.732,00	4.732,00	4.732,00
9	16.347,11	14.468,79	13.529,63	10.712,14	8.833,93	6.955,51	5.077,19	3.198,87	1.320,55	0,00	0,00	0,00	0,00	0,00	0,00	0,00
10	0,00	2.607,18	3.910,77	7.821,56	10.428,74	13.035,92	15.643,10	18.250,28	20.857,48	26.071,84	28.679,02	31.286,20	33.893,40	36.500,58	39.107,76	41.714,94
16	9.020,46	9.153,46	9.286,47	9.419,48	9.552,49	9.685,50	9.818,50	9.951,51	10.084,52	10.217,53	10.350,54	10.483,54	10.616,55	10.749,56	10.882,57	11.015,58
27	10.428,73	11.471,61	11.993,04	13.557,36	14.600,22	15.643,10	16.685,97	17.728,85	18.771,72	20.857,47	21.900,34	22.943,21	23.986,09	25.028,96	26.071,84	27.114,71
42	10.118,18	10.118,18	10.118,18	10.118,18	10.118,18	10.118,18	10.118,18	10.118,18	10.118,18	10.118,18	10.118,18	10.118,18	10.118,18	10.118,18	10.118,18	10.118,18
50	AP JUB.ORDINARIO	-8.188,73	-8.570,58	-8.769,89	-9.335,11	-9.729,55	-10.112,12	-10.503,28	-10.894,45	-11.285,62	-11.676,79	-12.067,96	-12.459,13	-12.850,30	-13.241,47	-13.632,64
51	REGIMEN ESPECIAL PARA DOCENTES	-1.488,86	-1.558,29	-1.594,53	-1.697,29	-1.769,01	-1.838,57	-1.909,69	-1.980,81	-2.051,97	-2.123,16	-2.194,35	-2.265,54	-2.336,73	-2.407,92	-2.479,11
53	AP IPROSS	-2.977,72	-3.116,57	-3.189,05	-3.394,59	-3.538,02	-3.677,13	-3.819,38	-3.964,62	-4.103,53	-4.246,20	-4.389,51	-4.532,82	-4.676,13	-4.819,44	-4.962,75
62	SEGURO OBLIGATORIO	-1.246,20	-1.246,20	-1.246,20	-1.246,20	-1.246,20	-1.246,20	-1.246,20	-1.246,20	-1.246,20	-1.246,20	-1.246,20	-1.246,20	-1.246,20	-1.246,20	-1.246,20
6	CONECTIVIDAD NACIONAL	8.636,00	8.636,00	8.636,00	8.636,00	8.636,00	8.636,00	8.636,00	8.636,00	8.636,00	8.636,00	8.636,00	8.636,00	8.636,00	8.636,00	8.636,00
NETO CON COMPONENTE NACIONAL	153.886,22	159.021,22	161.718,53	169.297,55	174.527,56	179.668,03	184.873,31	190.078,61	195.285,47	200.492,33	205.699,19	210.906,04	216.112,90	221.319,76	226.526,62	231.733,48

UBICACIÓN 20%	157.748,03	162.950,24	165.653,01	173.235,73	178.465,96	183.606,45	188.811,69	194.017,04	199.223,88	209.395,60	214.602,46	219.809,36	225.016,26	230.223,15	235.430,01	240.636,87
UBICACIÓN 40%	161.683,77	166.888,40	169.591,43	177.174,16	182.404,37	187.544,84	192.750,12	197.955,42	203.162,29	213.334,00	218.540,88	223.747,75	228.954,67	234.161,56	239.368,43	244.575,30
UBICACIÓN 80%	169.560,56	174.765,21	177.468,26	185.050,99	190.281,21	195.421,67	200.626,94	205.832,26	211.039,14	221.210,82	226.417,71	231.624,57	236.831,51	242.038,37	247.245,26	252.452,15


Lic. Jorge H. STOPIELLO
 Ministro de Trabajo
 Provincia de Río Negro